

Dr. Rupam Saikia, M.A. (Distinction), L.L.B.
L.L.M., Ph.D.

Inspector of Colleges (i/c)



DIBRUGARH UNIVERSITY
DIBRUGARH - 786 004
ASSAM, INDIA

Phone: 0373- 2370562(O).
Fax: 0373 - 2370768 & 2370323
Email: cdcduniversity@gmail.com

No. DU/IOC/2023/Enrollment/MC/1901

Date: 22/06/2023


CERTIFICATE

(To whom it may concern)

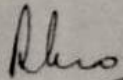

As submitted by the Principal of Majuli College, P.O. Kamalabari, Dist: Majuli (Assam) the Enrollment of the students Year Programme wise is sanctioned. Enrollment of students in the 1st and onwards Semesters in the B.A. , B.Sc & B.Voc (IT) Programme from the session (2017-18) to (2022-23) including enhancement of intake capacity session wise as shown below was within the sanctioned intake.

| Year | Intake Capacity | B.A. Programme No. of students Enrolled | | | |
|---------|--------------------------|---|-----------------|-----------------|-------|
| | | 1 st | 3 rd | 5 th | Total |
| 2017-18 | 1200 (each semester 400) | 284 | 184 | 152 | 620 |
| 2018-19 | 1200 (each semester 400) | 292 | 220 | 166 | 678 |
| 2019-20 | 1200 (each semester 400) | 258 | 199 | 190 | 647 |
| 2020-21 | 1200 (each semester 400) | 269 | 210 | 187 | 666 |
| 2021-22 | 1200 (each semester 400) | 336 | 218 | 174 | 728 |
| 2022-23 | 1200 (each semester 400) | 287 | 216 | 201 | 704 |

| Year | Intake Capacity | B.Sc. Programme No. of students Enrolled | | | |
|---------|-------------------------|--|-----------------|-----------------|-------|
| | | 1 st | 3 rd | 5 th | Total |
| 2017-18 | 420 (each semester 140) | 86 | 58 | 42 | 186 |
| 2018-19 | 420 (each semester 140) | 71 | 65 | 51 | 187 |
| 2019-20 | 420 (each semester 140) | 59 | 53 | 55 | 167 |
| 2020-21 | 420 (each semester 140) | 96 | 40 | 47 | 183 |
| 2021-22 | 420 (each semester 140) | 61 | 59 | 34 | 154 |
| 2022-23 | 420 (each semester 140) | 68 | 37 | 54 | 159 |


22/06/2023
Inspector of Colleges
Dibrugarh University
Dibrugarh, Assam - 786004

| Year | Intake Capacity | B.Voc. (IT) Programme No. of students Enrolled | | | |
|---------|------------------------|--|-----------------|-----------------|-------|
| | | 1 st | 3 rd | 5 th | Total |
| 2017-18 | 150 (each semester 50) | 20 | 0 | 0 | 20 |
| 2018-19 | 150 (each semester 50) | 21 | 7 | 0 | 28 |
| 2019-20 | 150 (each semester 50) | 44 | 8 | 6 | 58 |
| 2020-21 | 150 (each semester 50) | 41 | 22 | 7 | 70 |
| 2021-22 | 150 (each semester 50) | 28 | 19 | 17 | 64 |
| 2022-23 | 150 (each semester 50) | 35 | 15 | 19 | 69 |


 22/6/2023
 Inspector of Colleges (i/c)
 Dibrugarh University

 Inspector of Colleges i/c
 Dibrugarh University
 Dibrugarh, Assam - 786004

Debjit Salkia, Ph.D.
Principal (DDO) & Secretary
9435208367/ 8638769040

MAJULI COLLEGE

Estd. 1962

No.

Date :

MAJULI



COLLEGE


Date: 30.05.2018

The Admission Committee (UG courses) approves in its meeting held on 30.05.2018 the Intake Capacity of different departments of the college for 2018-19 Academic Session as shown below :

shown below :

| Sl. No. | Stream | Department | Intake Capacity | Admitted Students |
|---|---------|-------------------|-----------------|-------------------|
| 1 | Arts | Assamese | 55 | 55 |
| 2 | | Economics | 45 | 28 |
| 3 | | Education | 30 | 25 |
| 4 | | English | 25 | 15 |
| 5 | | Geography | 40 | 27 |
| 6 | | History | 30 | 21 |
| 7 | | Political Science | 60 | 27 |
| 8 | | Sociology | 60 | 57 |
| 9 | | General Course | 50 | 37 |
| Total- | | | 395 | 292 |
| Sl. No. | Stream | Department | Intake Capacity | Admitted Students |
| 1 | Science | Botany | 25 | 19 |
| 2 | | Chemistry | 25 | 13 |
| 3 | | Mathematics | 25 | 12 |
| 4 | | Physics | 20 | 4 |
| 5 | | Zoology | 25 | 21 |
| 6 | | General Course | 20 | 2 |
| Total- | | | 140 | 71 |
| Sl. No. | Stream | Department | Intake Capacity | Admitted Students |
| 1 | IT | B.Voc.(IT) | 50 | 21 |
| Total Intake Capacity & Admitted Students | | | 585 | 384 |

Countersigned


Principal
Majuli College
Kamalabari

Co-ordinator
Admission Committee

No.

Date :

MAJULI COLLEGE




Date: 27.05.2019

The Admission Committee (UG courses) approves in its meeting held on 27.05.2019 the Intake Capacity of different departments of the college for 2019-20 Academic Session as shown below :

| Academic Session as shown below : | | | | |
|---|---------|-------------------|-----------------|-------------------|
| Sl. No. | Stream | Department | Intake Capacity | Admitted Students |
| 1 | Arts | Assamese | 55 | 47 |
| 2 | | Economics | 45 | 16 |
| 3 | | Education | 30 | 20 |
| 4 | | English | 25 | 16 |
| 5 | | Geography | 40 | 32 |
| 6 | | History | 30 | 23 |
| 7 | | Political Science | 60 | 49 |
| 8 | | Sociology | 60 | 55 |
| Total- | | | 345 | 258 |
| Sl. No. | Stream | Department | Intake Capacity | Admitted Students |
| 1 | Science | Botany | 25 | 17 |
| 2 | | Chemistry | 25 | 12 |
| 3 | | Mathematics | 25 | 4 |
| 4 | | Physics | 20 | 5 |
| 5 | | Zoology | 25 | 21 |
| Total- | | | 120 | 59 |
| Sl. No. | Stream | Department | Intake Capacity | Admitted Students |
| 1 | IT | B.Voc.(IT) | 50 | 44 |
| Total Intake Capacity & Admitted Students | | | 515 | 361 |

Countersigned


Principal
Majuli College
Kamalabari

Co-ordinator
Admission Committee

P.O. : KAMALABARI, DIST.: MAJULI (ASSAM) :: PIN -786106

☎ : 03775 - 273359

website : www.majulicollege.in :: e.mail : majulicollege@gmail.com

No.


MAJULI COLLEGE

Date: 30.05.2020

The Admission Committee (UG courses) approves in its meeting held on 30.05.2020 the Intake Capacity of different departments of the college for 2020-21 Academic Session as shown below :

| Academic Session - 2023-24 | | | | |
|---|---------|-------------------|-----------------|-------------------|
| Sl. No. | Stream | Department | Intake Capacity | Admitted Students |
| 1 | Arts | Assamese | 60 | 57 |
| 2 | | Economics | 45 | 17 |
| 3 | | Education | 30 | 24 |
| 4 | | English | 25 | 17 |
| 5 | | Geography | 40 | 27 |
| 6 | | History | 30 | 20 |
| 7 | | Political Science | 60 | 48 |
| 8 | | Sociology | 60 | 59 |
| Total- | | | 350 | 269 |
| Sl. No. | Stream | Department | Intake Capacity | Admitted Students |
| 1 | Science | Botany | 30 | 26 |
| 2 | | Chemistry | 25 | 19 |
| 3 | | Mathematics | 25 | 11 |
| 4 | | Physics | 20 | 12 |
| 5 | | Zoology | 25 | 28 |
| Total- | | | 125 | 96 |
| Sl. No. | Stream | Department | Intake Capacity | Admitted Students |
| 1 | IT | B.Voc.(IT) | 50 | 41 |
| Total Intake Capacity & Admitted Students | | | 525 | 406 |

Countersigned


Principal
Majuli College
Kamalabari

Co-ordinator
Admission Committee

Debaljit Salkia, Ph.D.
Principal (DDO) & Secretary
9435208367/ 8638769040

MAJULI COLLEGE

Estd. 1962

Date :

No.

MAJULI



COLLEGE

Date: 30.05.2020

The Admission Committee (UG courses) approves in its meeting held on 30.05.2020 the Intake Capacity of different departments of the college for 2020-21 Academic Session as shown below :

| Academic Stream | | | | |
|---|---------|-------------------|-----------------|-------------------|
| Sl. No. | Stream | Department | Intake Capacity | Admitted Students |
| 1 | Arts | Assamese | 60 | 57 |
| 2 | | Economics | 45 | 17 |
| 3 | | Education | 30 | 24 |
| 4 | | English | 25 | 17 |
| 5 | | Geography | 40 | 27 |
| 6 | | History | 30 | 20 |
| 7 | | Political Science | 60 | 48 |
| 8 | | Sociology | 60 | 59 |
| Total- | | | 350 | 269 |
| Sl. No. | Stream | Department | Intake Capacity | Admitted Students |
| 1 | Science | Botany | 30 | 26 |
| 2 | | Chemistry | 25 | 19 |
| 3 | | Mathematics | 25 | 11 |
| 4 | | Physics | 20 | 12 |
| 5 | | Zoology | 25 | 28 |
| Total- | | | 125 | 96 |
| Sl. No. | Stream | Department | Intake Capacity | Admitted Students |
| 1 | IT | B.Voc.(IT) | 50 | 41 |
| Total Intake Capacity & Admitted Students | | | 525 | 406 |

Countersigned

Principal
Majuli College
Principal
Majuli College
Kamalabari

Co-ordinator
Admission Committee

P.O. : KAMALABARI, DIST.: MAJULI (ASSAM) :: PIN -785106

☎ : 03775 - 273359

website : www.majulicollege.in :: e.mail : majulicollege@gmail.com

No.

Date :


MAJULI COLLEGE

Date: 10.09.2021

The Admission Committee (UG courses) approves in its meeting held on 10.09.2021 the Intake Capacity of different departments of the college for 2021-22 Academic Session as shown below :

| Sl. No. | Stream | Department | Intake Capacity | Admitted Students |
|---|---------|-------------------|-----------------|-------------------|
| 1 | Arts | Assamese | 70 | 57 |
| 2 | | Economics | 45 | 29 |
| 3 | | Education | 35 | 34 |
| 4 | | English | 25 | 20 |
| 5 | | Geography | 40 | 40 |
| 6 | | History | 40 | 29 |
| 7 | | Political Science | 60 | 55 |
| 8 | | Sociology | 75 | 72 |
| Total- | | | 390 | 336 |
| Sl. No. | Stream | Department | Intake Capacity | Admitted Students |
| 1 | Science | Botany | 35 | 10 |
| 2 | | Chemistry | 25 | 16 |
| 3 | | Mathematics | 25 | 9 |
| 4 | | Physics | 25 | 3 |
| 5 | | Zoology | 35 | 23 |
| Total- | | | 145 | 61 |
| Sl. No. | Stream | Department | Intake Capacity | Admitted Students |
| 1 | IT | B.Voc.(IT) | 50 | 28 |
| Total Intake Capacity & Admitted Students | | | 585 | 425 |

Countersigned


Principal
Majuli College
Kamalabari

Co-ordinator
Admission Committee